

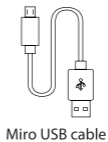
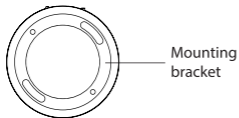
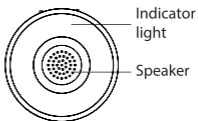
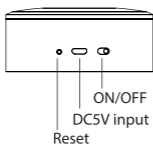
Quick Guide



R7051-V2 Smart Indoor Siren

Version: 2.0

Product structure



Introduction

The Smart Indoor Siren can alert with 85dB sound and red light after alarm is detected. You can also trigger it in the Tuya Smart app from anywhere, use it to indicate an emergency, detect strangers, scare intruders.

Requirement to use

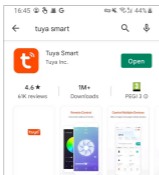
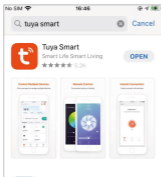
1. Tuya Smart app
2. Smart Zigbee Gateway (not included)

Installation

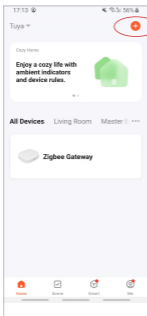
1. Make sure Smart Indoor Siren is in the range of Zigbee gateway's signal.
2. We provide both 3M adhesive and screws to install the product. With screws fixing, please follow below steps.
3. Remove the mounting bracket from the body of Siren.
4. Mark the position of the mounting holes on the wall using the mounting bracket as a template. Drill out the mounting holes taking care to avoid any joist, electrical cables or water/gas pipes that may be hidden beneath the surface.
5. Once the holes have been drilled out insert the rawl plugs into the holes and fix the wall plate to the wall using the correct mounting screws provided.
6. Placing the body of the siren on the wall plate.

Set up the Smart Indoor Siren with Tuya Smart app

1. Download and install the app "Tuya Smart" from Apple App Store or Google Play Store on your mobile device.



2. Launch the app "Tuya Smart".
3. Create a new account or log in to your existing account.
4. Tap "+" and the app will start to auto scan your device. Please noted that "Auto scan" function requires location permission for the Tuya Smart app to find the device.



5. Please also make sure at least one gateway is added in app, if you have multi gateway in the app, please select a gateway you wish to use.
6. Ensure the indicator light of Smart Indoor Siren is flashing. If the indicator light isn't flashing: press and hold the reset button for 5 seconds until the blue indicator light starts to flashing.
7. The app will now search for the device and register it to your account.
8. Enter the device name.

Support

You can find much more useful information in the Help Center in the App. You can also contact us via the Help Center Feedback in the App.

Specification

- Power supply: DC 5V
- Battery: 500mAh, rechargeable (included)
- Alarm sound: ≥ 85 dB
- Wireless connection: Zigbee 3.0
- Frequency: 2.405-2.480GHz
- Connection distance: indoor 10-30m
- Dimension: 80x80x34mm
- Working temperature: -10°C - 50°C
- Working humidity: 0-95%RH, no condensation